

MANIACCESS

■ **78 XE**
81 XE


Narrow and spacious




78 XE

 **Safe working load**230 kg including 2 people
On extension110 kg including 1 person
Internal usewind 0 km/h


 **Working height**7.75 m
Platform Height5.75 m

 **Overall length**1.89 m
Overall width0.81 m
Overall height2.11 m
Height with rails folded1.76 m
Platform size1.67 x 0.78 m
Platform extension size0.90 m
Ground clearance7.60 cm
Turning radius
 Inside0.05 m
 Outside1.70 m

 **Travel speed**0 to 4 Km/h
Lift/lower speed14 s/20 s

 **Batteries**24 V/180 Ah (C5)
24 V/220 Ah (C20)
Integrated charger24 V/30 A

 **Gradeability**25%
Maximum slope2°


 **Tyres (Solid non-marking)**14 x 4.5
 2 wheel drive - 2 wheel steer

 **Weight**1380 kg

81 XE

 **Safe working load**340 kg including 2 people
On extension120 kg including 1 person
Internal usewind 0 km/h


 **Working height**8.10 m
Platform Height6.10 m

 **Overall length**2.47 m
Overall width0.81 m
Overall height2.14 m
Height with rails folded1.92 m
Platform size2.30 x 0.80 m
Platform extension size1 m
Ground clearance9.5 cm
Turning radius
 Inside :0.17 m
 Outside :2.1 m

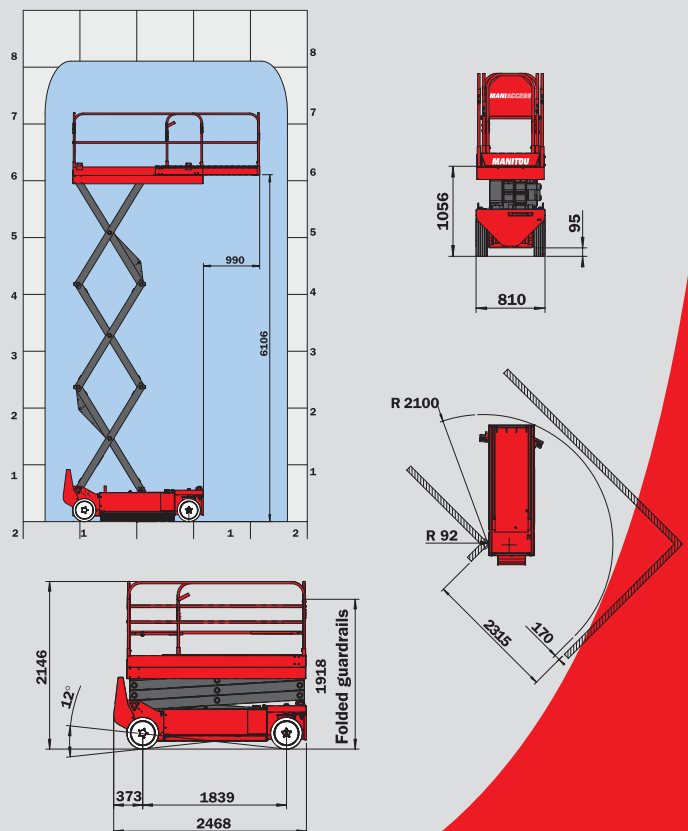
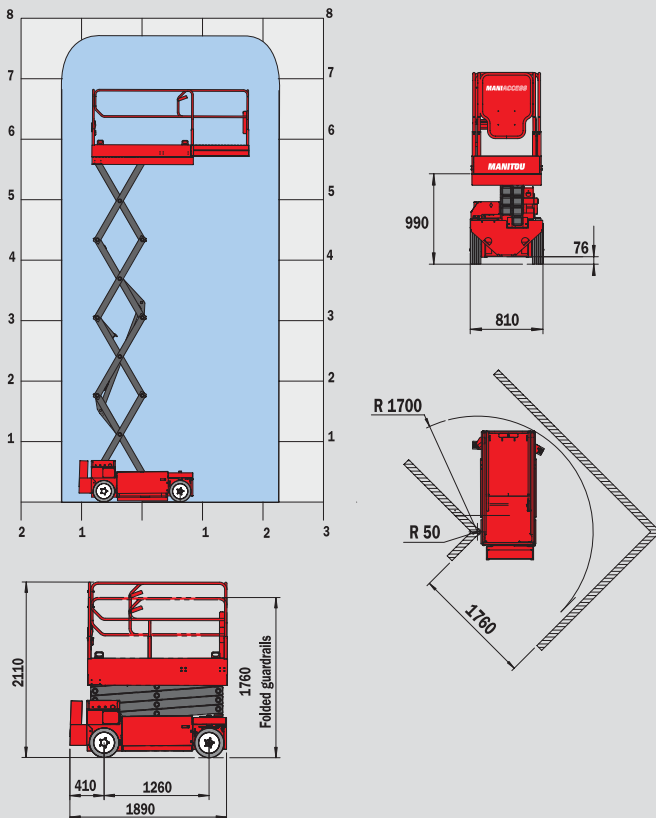
 **Travel speed**0 to 4 Km/h
Lift/lower speed21 s/33 s

 **Batteries**24 V/180 Ah (C5)
24 V/220 Ah (C20)
Integrated charger24 V/25 A

 **Gradeability**25%
Maximum slope2°

 **Tyres (Solid non-marking)**16 x 5 x 11.1/4
 2 wheel drive - 2 wheel steer

 **Weight**1700 kg



This publication in no way constitutes an offer and the company reserves the right to alter specification without prior notice. The MANITOU models presented in this brochure can be supplied complete with optional equipment attachments.